




Vertiv™ Geist™ Rack PDUs

Power Perfectly Configured
for Your IT Application



Enhanced Performance and Management of Dynamic IT Spaces

Enhance Business Agility, Efficiency and Availability with Vertiv™ Geist™ Rack PDUs

Data center investments are sizable, and each component of the power chain from the facility entrance to the rack power distribution is crucial to enabling equipment availability. Enable your IT investment and your business to stay protected with the Vertiv™ Geist™ family of Rack PDU (rPDU) offerings.

The next generation of rPDUs provides the industry's highest availability and most intelligent power monitoring and distribution — complete with simplified energy management, a future-proof design, and cost savings that ensure your data center and your business — can operate at peak efficiency.

Our complete portfolio of rPDUs offer value beyond power distribution. They easily integrate with your data center infrastructure management systems to make your organization more resilient, enhance your business and provide the technological support you need to grow your company.



Power

Monitor

Integrate

Basic rPDUs

Vertiv™ Geist™ Basic Rack PDUs (rPDUs) offer reliable, space saving, and cost-effective power distribution at the rack. Our Basic rPDUs meet a broad range of power distribution requirements for all IT applications.

Intelligent rPDUs

Vertiv™ Geist™ offers a wide range of monitored and switched rPDUs equipped with a network interface to allow for remote monitoring, management, and automated alerts. Vertiv™ Geist™ rPDUs offer important insights on how to improve data center energy efficiency while enabling you to prevent downtime, providing notifications when user-specified thresholds for power and environmental conditions are breached.

At a Glance

Color

Black powder coat finish.
Red, Orange, Yellow, Green, Blue, White available on Configure-to-Order units.

Warranty

5-Year limited warranty if registered within 120 days of purchase, otherwise warranty defaults to 3 years.

Certifications*

- RoHS
- UL & c-UL Listed 62368
- FCC Part 15 Class A Conformance
- TAA Compliant

Configure-to-Order and Engineer-to-Order Capabilities

Engineered-to-order units allow further customization, including colored chassis options, alongside varying power and receptacle configurations. Contact your Vertiv sales team for more information.

*Certifications vary by model. Refer to the product data sheet for specific regulatory information.



Outlet Control

Address unresponsive equipment or increase runtime of critical equipment upon power failure with outlet-level control.



Upgradable & Hot-Swappable

Easily update your rPDU's monitoring capabilities to adapt to latest technologies and changing business needs.



Environmental Monitoring

Proactively monitor environmental conditions within the cabinet to ensure optimal operating conditions. A variety of sensors are available to meet your needs including temperature, humidity, airflow, door position, flood detection and more.



Alternating Outlets

Simplify circuit/phase balancing and cable management with color coded alternating outlets.



Combination Outlet C13 / C19

C13 and C19 in one. Provides the flexibility to connect C14 and C20 plugs in the same outlet. High retention color coded outlets are P-Lock cable compatible.



U-Lock

Secure power cords and avoid accidental disconnections. Receptacles are color-coded by circuit for instant identification.



Vertiv™ Intelligence Director

Daisy-chain up to 50 devices on a single IP address. Reduce deployment time with self-configuration of downstream devices.



High Temperature Grade

Up to 60°C working ambient variants for high temperature environments.



Remote Connectivity

Access the rPDU remotely via the network interface or serial connection to monitor power consumption and configure user-defined alert notifications to prevent downtime.



Fault-Tolerant Daisy Chaining

Simplifies intelligent rPDU connectivity and ensures data is reported even when a break in the network chain occurs.



Gigabit Ethernet Speed

Allows 1Gb connections directly to the rPDU, reducing the need for additional equipment.



Small Footprint and Low Profile Breakers

Compact size to install in tight spaces.



Power Monitoring 1% accuracy

Allows data center managers to accurately monitor input and outlet level power usage with 1% monitoring accuracy tested to ANSI and IEC standards.



Universal Input

A universal input with a pivoting connector simplifies IT power infrastructure deployments by enabling users to standardize on a single rPDU globally.

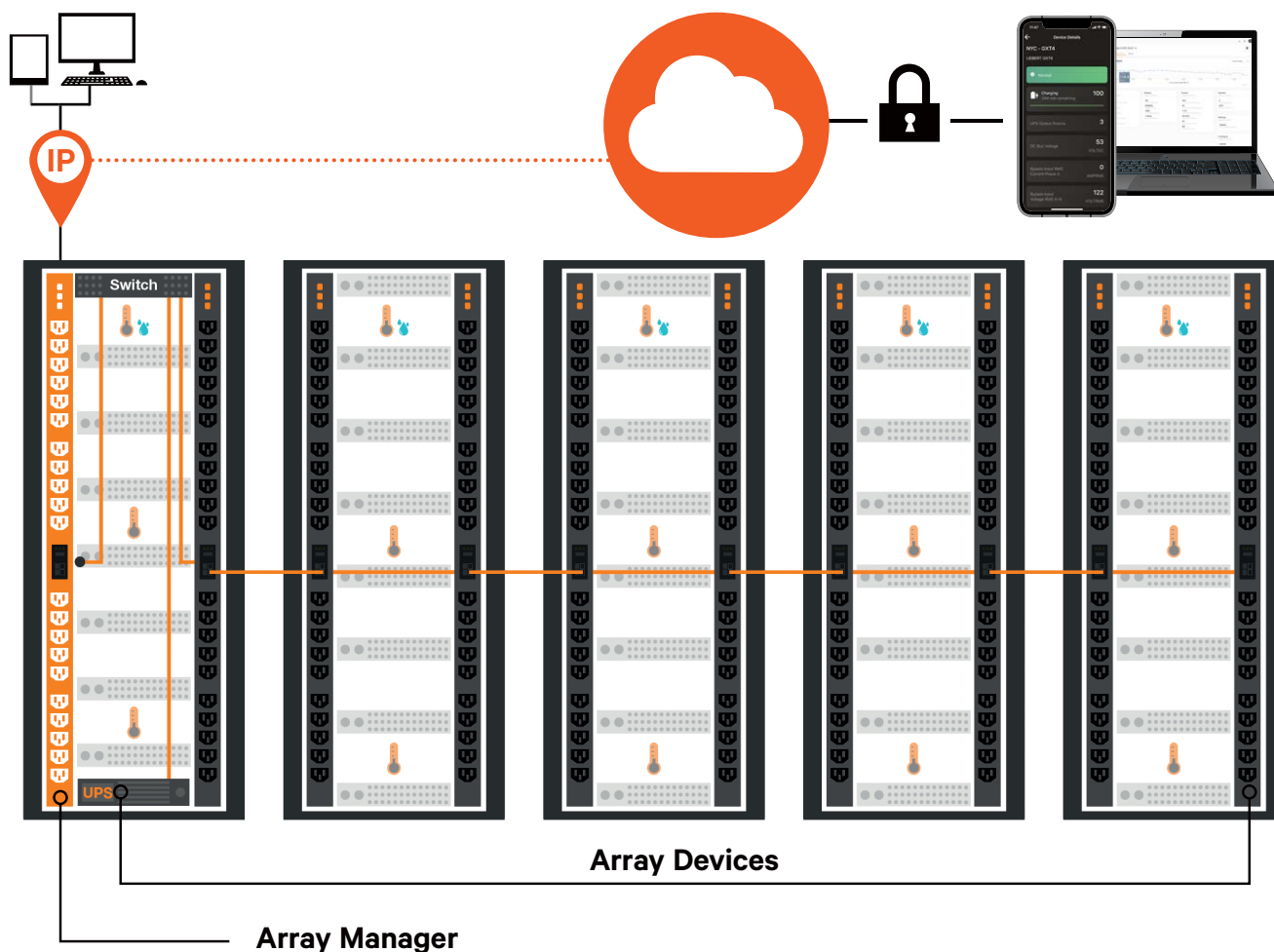


Stocked Rack PDU Models

Model	rPDU Type	rPDU Sub-Type	Horizontal / Vertical	Volts	Amps	Max kW	Plug Type	Receptacle QTY/ Type	Max Operating Temp*	VI Director
VP9562	Basic	Standard	H	120V	15A	1.4kW	5-15P	(10) 5-15R	45°C	N/A
VP9567	Basic	Standard	V	120V	15A	1.4kW	5-15P	(14) 5-15R	45°C	N/A
VP9563	Basic	Standard	H	120V	20A	1.9kW	5-20P	(10) 5-20R	45°C	N/A
VP9571A	Basic	Standard	H	208V	30A	4.9kW	L6-30P	(12) C13	45°C	N/A
VP7541	Basic	Standard	V	208V	30A	4.9kW	L6-30P	(20) C13 / (4) C19	45°C	N/A
VP8830	Monitored	Unit Level	V	120V	20A	1.9kW	L5-20P	(24) 5-20R	60°C	YES
VP8832	Monitored	Unit Level	V	120V	30A	2.8kW	L5-30P	(24) 5-20R	60°C	YES
VP8841	Monitored	Unit Level	V	208V	30A	4.9kW	L6-30P	(36) C13 / (6) C19	60°C	YES
VP7811B	Monitored	Unit Level	H	208V	30A	4.9kW	L6-30P	(12) C13 / (4) C19	60°C	YES
VP43301	Monitored	Unit Level	V	208V	30A	4.9kW	L6-30P	(36) Combination C13/C19	60°C	YES
VP8865	Monitored	Unit Level	V	120/208V WYE	30A	8.6kW	L21-30P	(36) C13 / (6) C19 / (2) 5-20R	60°C	YES
VP43302	Monitored	Unit Level	V	120/208V WYE	30A	8.6kW	L21-30P	(36) Combination C13/C19	60°C	YES
VP46301	Monitored	Unit Level	V	208V DELTA	60A	17.2kW	3P+E (IP44)	(30) Combination C13/C19	60°C	YES
VP4551V	Monitored	Outlet Level	V	208V DELTA	60A	17.2kW	3P+E (IP67)	(12) U-Lock C13 / (12) U-Lock C19	60°C	YES
VP51100	Switched	Unit Level	H	120V	15A	1.4kW	5-15P	(6) 5-15R	60°C	YES
VP52100	Switched	Unit Level	H	120V	20A	1.9kW	L5-20P	(12) 5-20R	60°C	YES
VP8930	Switched	Unit Level	V	120V	20A	1.9kW	L5-20P	(24) 5-20R	60°C	YES
VP8932	Switched	Unit Level	V	120V	30A	2.8kW	L5-30P	(24) 5-20R	60°C	YES
VP53101	Switched	Unit Level	H	120V	30A	2.8kW	L5-30P	(12) 5-20R	60°C	YES
VP8959NA3	Switched	Unit Level	V	208V	20A	3.3kW	L6-20P	(21) U-Lock C13 / (3) U-Lock C19	60°C	YES
VP8941	Switched	Unit Level	V	208V	30A	4.9kW	L6-30P	(20) U-Lock C13 / (4) U-Lock C19	60°C	YES
VP53100	Switched	Unit Level	H	208V	30A	4.9kW	L6-30P	(12) Combination C13 / C19	60°C	YES
VP8965	Switched	Unit Level	V	120/208V WYE	30A	8.6kW	L21-30P	(18) U-Lock C13 / (6) U-Lock C19	60°C	YES
VP5N3000	Switched	Unit Level	V	208V	30A	4.9kW	L6-30P	(24) Combination C13 / C19	60°C	YES
VP8641	Switched	Outlet Level	V	208V	30A	4.9kW	L6-30P	(20) U-Lock C13 / (4) U-Lock C19	60°C	YES
VP5870V	Switched	Outlet Level	V	208V	30A	4.9kW	L6-30P	(30) U-Lock C13 / (6) U-Lock C19	60°C	YES
VP7N3001	Switched	Outlet Level	V	208V	30A	4.9kW	L6-30P	(24) Combination C13 / C19	60°C	YES
VP5665V	Switched	Outlet Level	V	208V DELTA	30A	8.6kW	L15-30P	(30) U-Lock C13 / (6) U-Lock C19	60°C	YES

Vertiv™ Intelligence Director

Plug-N-Play Data Center Infrastructure Enabling Lightning Fast Deployments



The next generation of Vertiv™ Geist™ rPDUs offer enhanced monitoring and simplified networking with the introduction of Vertiv™ Intelligence Director.

*One unit per group is required to have an IMD-03E, IMD-03E-S, IMD-3E, IMD-3E-S, IMD-03E-G, or IMD-3E-G.

An IMD-03E-G can be purchased separately to upgrade a Monitored-Unit Level Unit.

**Vertiv™ Intelligence Director compatible with Vertiv™ MPH2 and MPX rack Vertiv™ GXT4, GXT5, PSI5, EXM, APM and ITA2 UPS, Vertiv™ CRV row cooling and USB-connected Vertiv™ VRC cooling.

- On Monitored* and Switched units, users have the ability to daisy chain up to 50 devices with a single IP address.
- Access data from all downstream rPDU and UPS** devices from one rPDU.
- Users are able to aggregate data by grouping devices by rack or row.
- Downstream devices self-configure, significantly reducing deployment time.

• Securely transmit device data to the Vertiv™ Intelligence cloud for anytime access to critical infrastructure information.


How it works

1. Designate a Switched or Monitored unit as the array manager.
2. Connect up to 50 array devices through a network switch or by daisy chaining the rPDUs to the array manager.
3. Securely access array device data via SNMP or the array manager user interface through a single IP address and bring the consolidated data in your private cloud.
4. Bring your infrastructure data together with the option to connect to the Vertiv Intelligence cloud platform.

Safeguard Your Critical IT Infrastructure in the Event of a Power Failure

The Vertiv™ Geist™ Rack Transfer Switch delivers redundant power to single corded devices. Two independent power inputs enables users to connect to a primary and secondary power source. The Geist™ Rack Transfer Switch automatically detects the loss of power and switches the power load to the alternative power source in less than 4-8 milliseconds without the need for human intervention. This ensures equipment remains powered until the primary power source returns providing ultimate mission-critical power reliability.

The Rack Transfer Switch is an open transition switch utilizing a break-before-make process for transferring between the primary and secondary power source. This method of switching does not require phase synchronization between the two power feeds making it suitable for use in both data center and edge locations. It also includes enhanced redundant switches and fail-safe fused thermistors to mitigate current surge during transfers ensuring critical equipment is protected during fail-over.



Front view



Rear view

The Vertiv Geist Rack Transfer Switch provides the widest range of configuration options to support redundancy strategies in most data center and edge applications.

Upgradeable Technology

The Rack Transfer Switch utilizes the evolutionary upgradeable technology used in the Vertiv™ rack PDUs. It provides users with the flexibility to install the intelligence they require today, with the option to upgrade technology as needs evolve. From basic power to power monitoring, the Geist™ Upgradeable product line adapts to your business well into the future.

Enhanced Intelligence

Intelligent models provide a comprehensive view of critical IT equipment power usage at the rack or via remote access. Set user-defined thresholds to receive notifications when power and environmental conditions fall outside the desired range. Outlet level monitored units provide a granular view of equipment power usage, and Switched models enable users to turn-on, turn-off, or reboot individual outlets.

Available in a variety of single phase electrical and receptacle configurations with different intelligence options.

At a Glance

Intelligence Type

- Basic Upgradable
- Unit Level Monitored
- Outlet Level Monitored
- Switched Unit Level Monitored
- Switched Outlet Level Monitored

Rack Mount Configuration

- 1U and 2U Horizontal

Global Compliance

- UL Listed and CE Marked

Voltage Range

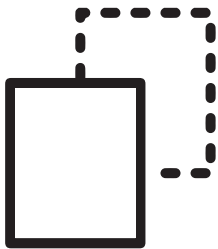
- 100-240V

Amperage Range

- 10A, 15A, 16A, 20A, 30A, and 32A

Receptacle Type

- Combination C13/C19, U-Lock C13, NEMA 5-15R and NEMA 5-20R
- L6-30C and IEC 2P+E IP44



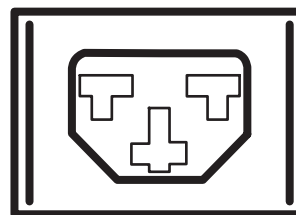
Easy to Use Front Panel Interface

The front panel interface provides visual identification of the active power source and allows users to do a manual transfer to the secondary power source remotely or with the touch of a button to perform equipment maintenance.



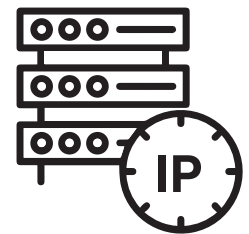
<4-8ms Transfer Speed

When power is lost on the primary source, the Geist™ Rack Transfer Switch transfers to the backup or secondary source in under 4-8 milliseconds to ensure critical IT equipment continues to receive power during a power outage.



Combination Outlet C13/C19

Select models come equipped with the Combination Outlet C13/C19 accommodating either a C14 or C20 power cable in the same outlet without the need for an adapter. The 2-in-1 outlet simplifies the buying process and offers greater flexibility to accommodate ever-changing rack power requirements.



Vertiv™ Intelligence Director

Streamline deployment with IP aggregation of up to 50 supported Vertiv devices on a single IP address with self-configuration of downstream devices.

Stocked Rack Transfer Switch Models

Stocking Location	Model	Category	Sub Category	Form Factor	Volts	Amps	Max kW	Plug Type	Receptacle Qty / Type	Max Operating Temp*	VI Director
AMER	VA4U1100	Rack Transfer Switch	Monitored Unit Level	1U	100-240V	10A or 15A	1.4kW (120V), 2.4kW (208V), 2.3kW (230V)	(2) C14 Inlet	(10) U-Lock C13	60°C	YES
AMER	VA4N1100	Rack Transfer Switch	Monitored Unit Level	1U	100-120V	15A	1.4kW (120V)	(2) NEMA 5-15P	(10) NEMA 5-15R	60°C	YES
AMER	VA4N2100	Rack Transfer Switch	Monitored Unit Level	1U	100-120V	20A	1.9kW (120V)	(2) NEMA 5-20P	(10) NEMA 5-20R	60°C	YES
AMER	VA4N3100	Rack Transfer Switch	Monitored Unit Level	1U	200-240V	30A	4.9kW (208V)	(2) NEMA L6-30P	(1) NEMA L6-30C (Corded Output)	60°C	YES
EMEA	VA7U2100	Rack Transfer Switch	Switched Outlet Level Monitoring	1U	100-240V	16A or 20A	1.9kW (120V), 3.3kW (208V), 3.6kW (230V)	(2) C20 Inlet	(6) Combination Outlet C13 / C19	60°C	YES
EMEA	VA4U2100	Rack Transfer Switch	Monitored Unit Level	1U	100-240V	16A or 20A	1.9kW (120V), 3.3kW (208V), 3.6kW (230V)	(2) C20 Inlet	(12) Combination Outlet C13 / C19	60°C	YES
EMEA	VA7G9201	Rack Transfer Switch	Switched Outlet Level Monitoring	2U	200-240V	32A	7.3kW (230V)	(2) 1P+N+E	(12) Combination Outlet C13 / C19	60°C	YES
EMEA	VA4G9100	Rack Transfer Switch	Monitored Unit Level	1U	200-240V	32A	7.3kW (230V)	(2) 1P+N+E	(12) Combination Outlet C13 / C19	60°C	YES

Universal Power Distribution Unit (UPDU)

The Vertiv™ Geist™ UPDU is the most versatile and robust rack power distribution unit on the market with a universal power input and pivoting connector that can mate to any geographically specific Facility Side Cable, simplifying management and enabling rapid IT infrastructure deployments.

The Vertiv Geist UPDU features a universal input and a detachable power cable meeting AC power specs that are common worldwide ranging from 16A to 63A, 120V to 415V with single and three phase power configurations.

Models available in 11kW and 22kW max power load capacities in both vertical and horizontal form factors with various receptacle combinations, monitoring and outlet control options.



The universal design enables a single unit to be purchased, installed and shipped to any location around the world, regardless of the regional power infrastructure.

The Vertiv Geist UPDU power configuration is determined by the connected Facility Side Cable. Change the cable to adjust the input power configuration.



30/32A, 3P+N+E (IP44)
FSC3U002



L6-30P
FSC1N001



16/20A, 3P+N+E (IP44)
FSC3U001



L21-30P
FSC3N003

How does it work?

1. Select a Vertiv Geist UPDU model based on anticipated maximum rack power usage
2. Choose between a 2U Horizontal or 0U Vertical with a variety of monitoring, management, and outlet configuration options
3. Install the same model in all racks and cabinets. The pivoting input adjusts from 0 to 90 degrees to simplify power cable routing
4. Identify the facility power available for each location and select the Facility Side Cable with the appropriate power configuration needed
5. Simply swap out the Facility Side Cable as power requirements increase or decrease to adapt to changing power needs

Benefits

- Supply chain agility
- Global data center interoperability
- Improve power efficiency with input and outlet level power monitoring
- Lower inventory management costs

Stocked Universal PDU Models

Visit the rPDU Finder on Vertiv.com for a complete list of available models.

Universal PDU

Model	rPDU Type	rPDU Sub-Type	Horizontal / Vertical	PDU Ratings	Breaker Qty	Max kW	Plug Type	Receptacle QTY/ Type	Max Operating Temp*	VI Director
UI30006L	Monitored	Unit Level	Vertical	16A 3- WYE 230/415V max 24A 3- Delta 208V max 48A 1- 240V max	3	11kW	Universal	(24) U-Lock C13, (12) U-Lock C19	60°C	YES
UI30023	Monitored	Unit Level	Vertical	16A 3-WYE 230/415V max 24A 3- Delta 208V max 48A 1- 240V ma	3	11kW	Universal	(30) Combination Outlet C13 / C19	60°C	YES
UI30007L	Monitored	Unit Level	Vertical	32A 3- WYE 230/415V max 48A 3- Delta 208V max 63A 1- 240V max	6	22kW	Universal	(24) U-Lock C13, (6) U-Lock C19	60°C	YES
UI30026	Monitored	Unit Level	Vertical	32A 3-WYE 230/415V max 48A 3- Delta 208V max 63A 1- 240V max	6	22kW	Universal	(30) Combination Outlet C13 / C19	60°C	YES
UU30009L	Switched	Outlet Level	Vertical	16A 3- WYE 230/415V max 24A 3- Delta 208V max 48A 1- 240V max	3	11kW	Universal	(30) U-Lock C13, (6) U-Lock C19	60°C	YES
UU30010L	Switched	Outlet Level	Vertical	32A 3- WYE 230/415V max 48A 3- Delta 208V max 63A 1- 240V max	6	22kW	Universal	(18) U-Lock C13, (12) U-Lock C19	60°C	YES
VP7UU001	Switched	Outlet Level	Vertical	16A 3- WYE 230/415V max 24A 3- Delta 208V max 48A 1- 240V max	3	11kW	Universal	(24) Combination C13 / C19	60°C	YES
VP7UV002	Switched	Outlet Level	Vertical	32A 3- WYE 230/415V max 48A 3- Delta 208V max 63A 1- 240V max	6	22kW	Universal	(24) Combination C13 / C19	60°C	YES

Facility Side Cable

Model	Plug Type	Rating	kW (max)	kW (max)
		Facility Side Cable (FSC)	3 Breaker UPDU	6 Breaker UPDU
FSC3U001	16/20A, 3P+N+E (IP44)	16/20A, 230/400V WYE	11.0kW	11.0kW
FSC1N001	L6-30P	30A, 208V	4.9kW	4.9kW
FSC3N003	L21-30P	30A, 120/208V WYE	8.6kW	8.6kW
FSC3U002	30/32A, 3P+N+E (IP44)	30/32A, 230/400V WYE	11.0kW**	22.0kW
FSC3N006	60A, 3P+E (IP44)	60A, 208V Delta	9.9kW*	17.2kW

Product chart shows limited spec information. For complete product details visit Vertiv.com.

*See data sheet for maximum operating temperature requirements.

**Max kW limited by internal UPDU circuit breakers


Combination Outlet C13 / C19



Simplify rPDU specification, purchase, and deployment.

The Combination Outlet C13/C19 provides the highest level of rack power versatility. The 2-in-1 design allows you to connect both IEC C14 and C20 plugs into the same outlet.

- High retention outlets reduce the risk of costly downtime from accidental disconnections of the power cord. The Combination Outlet C13 / C19 is also P-Lock compatible for additional protection
- Easily identify circuits with color-coded P-Lock tabs
- Streamline circuit and phase balancing with alternating outlets



How You Benefit from Vertiv™ Rack PDUs

Designed for High Availability



- High operating temperature rating to accommodate increased rack densities.
- Secure cords with U-Lock outlets to prevent accidental dislodging.
- Hot-swappable and upgradeable monitoring device allows users to upgrade as technology advances and business needs change.

Optimized Energy and Capacity Management



- Metering of key electrical parameters with +/-1% accuracy provides highly accurate comprehensive power monitoring.
- Lowest idle power consumption in the industry.
- Power and environmental trend reports through several Vertiv DCIM solutions to provide visibility and control of energy usage by IT equipment.

Simplified Integration with Management Tools



- Integration with Vertiv™ software stack to simplify implementation and change management translating to real cost savings.
- IPv4 and IPv6 support.
- Support for all major management, authentication and encryption standards and protocols to fully integrate with higher level data center management software provided by Vertiv or third parties.

Compatibility with Racks and Power Chain



- Compatible with all industry standard racks.
- Available in all major global voltage and amperage combinations typically used in data center or remote sites.
- Easily integrate with Vertiv's full line of power products. A Vertiv™ expert can assist in selecting the right rPDU for your power chain needs.

Enhanced Security Features



- Together with Avocent® ACS VPN and Out-of-Band communication supports highest security communication for Edge applications.
- SNMPv3, ssh, HTTP(S) and IPv6 support.

Integrate Environmental Sensors to Pro-actively Monitor Critical Infrastructure



Temperature — SRT

The SRT is an easy-to-install external temperature sensor great for monitoring a variety of areas, such as; A/C inlet, A/C outlet, ambient room temperature, hot spots, and internal cabinet temperature. The SRT is available in a variety of cable lengths. Contact a Vertiv sales representative for a full list of temperature sensor options.



Temperature/ Humidity/ Dew Point/ Airflow — RTAFHD3

The RTAFHD3 temperature, relative humidity, dew point, and airflow sensor provides critical information to ensure equipment is receiving adequate airflow within the optimal parameters to prevent premature equipment failure due to out-of-range operating conditions.



Temperature/ Humidity/ Dew Point — GTHD

The GTHD sensor collects and transmits real-time temperature and relative humidity data to protect critical data center and Edge infrastructure from heat and moisture. The sensors can be daisy chained together to simplify installation.



Temperature x 3/ Humidity/ Dew Point Kit — GT3HD

The GT3HD provides real-time temperature and relative humidity monitoring with additional 3ft/ .9m and 6ft/ 1.8m temperature sensors. The GT3HD is ideal for monitoring temperature at the top, middle, and bottom of a server cabinet. A supplementary input provides the ability to daisy-chain additional sensors together making it a perfect solution for monitoring a row of racks or cabinets.



Analog-to-Digital Converter — A2D

The A2D allows users to connect a dry contact, 0-10V, or 4-20mA sensor to an RJ12/ Plug-n-Play sensor port. It provides users with the flexibility to utilize a Plug-n-Play sensor port for a Dry Contact / 0-5V sensor.



Door Position — RDPS

The RDPS detects when a door or cabinet is open or closed. The door position sensor has four components: magnet, switch with screw-terminal, cover and connection wires. The wired switch is mounted to the door frame or cabinet and the magnet on the door, opposite the switch. When the door is opened, the switch separates and the sensor trips an alarm.



Flood Sensor — FS

The Flood Sensor detects the presence of water. The sensor measures conductivity and indicates whether the sensor is dry, wet, or completely immersed in water. Flood Sensors are commonly installed near or under plumbing fixtures, A/C drip pans, pipes and water sprinklers.



Power Failure Sensor — PFS

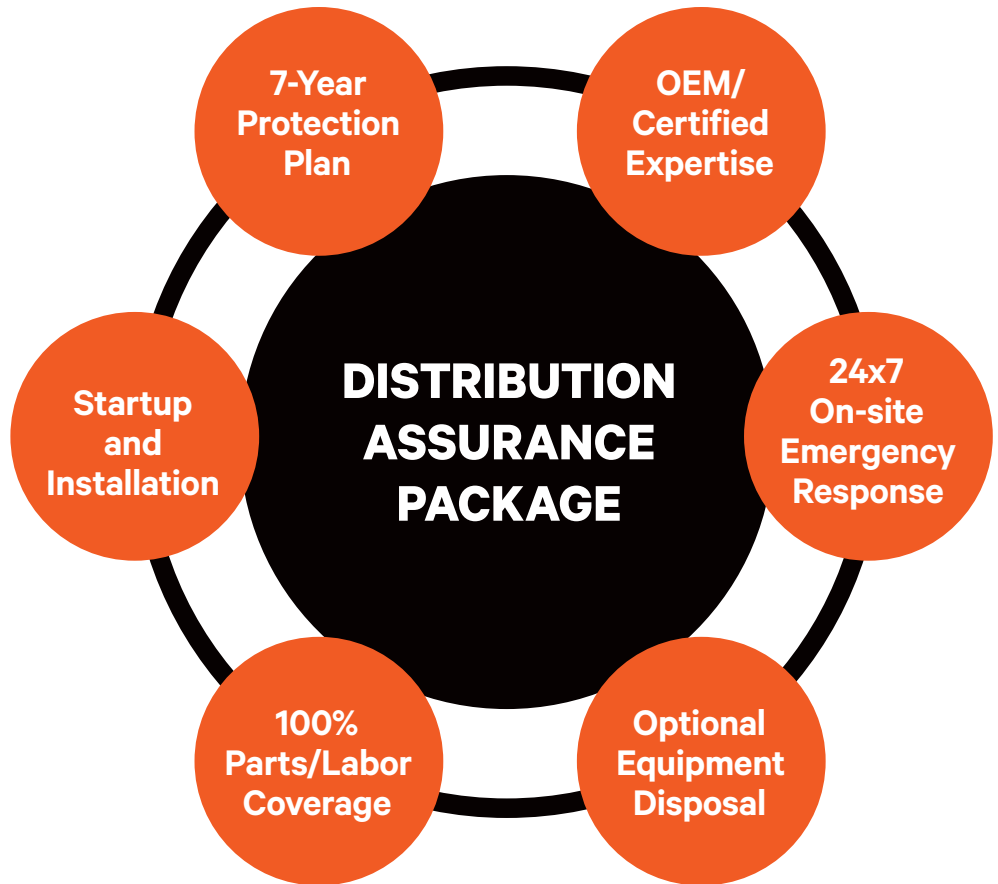
The power failure sensor provides real-time notifications of power outages. It is commonly used to monitor utility, UPS, and 3-phase power. The PFS connects to an analog input port and comes complete with its own power adapter that plugs directly into the power source being monitored. Status LEDs provide immediate indications of system state.

Ensure power system availability with expert support for Vertiv™ Geist™ rPDUs

The Distribution Assurance Package combines market-leading rPDU technology with a seven-year protection plan and the industry's premier service capability.

Rack Power Distribution Units (rPDUs) are the last link in the power chain, ensuring delivery of critical power to IT loads. These critical components play a key role in data center infrastructure management, giving you access to rack-level power consumption and environmental information. Rack PDUs also allow you to directly control power to IT equipment for better capacity and power management. Having rPDUs that are properly installed and maintained is essential for critical system availability. However, your internal resources who are dealing with time and budget constraints cannot always give rPDUs the attention they need. Additionally, services that aren't provided by the original equipment manufacturer (OEM) may not be comprehensive or include the level of expertise required.

By choosing a bundled solution that combines market-leading rPDU technology with lifecycle services provided by the OEM, you simplify the management of your IT equipment.



Our Distribution Assurance Package for Vertiv™ Geist™ rPDUs Includes:

Startup and Installation

Factory-authorized Vertiv technicians handle rPDU installation and startup at your location. You'll enjoy the convenience and peace of mind that comes from having the experts do the job, and IT staff is free to attend to other tasks.

Seven-Year Protection Plan

The Distribution Assurance Package provides 100 percent labor and travel coverage, and 100 percent parts coverage for maintenance, repair, or replacement for a full seven years. With this level of protection, you avoid unexpected downtime costs and gain network availability.

Optional Removal and Disposal

If ordered with the Distribution Assurance Package, our technicians will remove and dispose of any old rPDUs while following all regulatory requirements. This optional task is handled when visiting to install and startup your new rPDUs.

On-site Support and Emergency Response

Vertiv's experienced team of technicians offers the industry's premier service capability for maintaining and supporting rPDUs. Should a problem ever arise, you'll have 24x7 access to Vertiv's Customer Resolution Center. You can count on quick recognition by support personnel as well as priority status during emergencies including guaranteed onsite emergency response.

Comprehensive Reports

We provide on-demand access to service histories and reports via the Customer Services Network portal. With this vital information at your fingertips, you will always know the status of your rPDUs under contract, and will have the information needed to simplify the management of this critical power system component.

Vertiv™ Geist™ Rack PDUs and RTS – Service Options

Distribution Assurance Package

Bundled Start-up Service AND 7-Year On-site Emergency Response	Single Site	Single Site with Removal	Multi-site co-location	Multi-site with Removal
Equipment Model / Type	Part Number	Part Number	Part Number	Part Number
Rack PDU	DAPRPDU-GE1	DAPRPDU-GERMV1	DAPRPDU-GEX	DAPRPDU-GERMVX
Rack Transfer Switch	DAPRPDU-GE1	DAPRPDU-GERMV1	DAPRPDU-GEX	DAPRPDU-GERMVX

rPDU Startup Services

Startup Service Only	Single Site	Single Site with Removal	Multi-site co-location	Multi-site with Removal
Equipment Model / Type	Part Number	Part Number	Part Number	Part Number
Rack PDU	SURPDU-GE1	SUPRPDU-GERMV1	SURPDU-GEX	SUPRPDU-GERMVX
Rack Transfer Switch	SURPDU-GE1	SUPRPDU-GERMV1	SURPDU-GEX	SUPRPDU-GERMVX

Distribution Emergency Service

7-Year On-site Emergency Response	Monitored/Switched rPDU	Basic Non-Monitored rPDU
Equipment Model / Type	Part Number	Part Number
Rack PDU	DEP-rPDU-Mntrd	DEP-rPDU-nMntrd
Rack Transfer Switch	DEP-rPDU-Mntrd	DEP-rPDU-nMntrd

Distribution Assurance Package - Summary

- Includes all below "rPDU Start-up Services" and "Distribution Emergency Services" support

rPDU Startup Services - Summary

- Installation includes mounting and start-up of new rPDU or RTS (excludes hard-wired applications)
- Services performed by Vertiv factory trained technician
- Services performed 7 X 24, excluding national holidays within the 48 contiguous states, Hawaii and Canada
- Removal and disposal of existing rPDU or RTS equipment, if selected

Distribution Emergency Services - Summary

- On Site Service Support
- Full-service seven (7) year contract term commencing upon the start-up date
- 100% parts coverage
- 100% labor and travel coverage 7 days/week, 24 hours/day
- 24-Hour Customer Resolution Center via 1-800-LIEBERT
- Access to Customer Services Network portal

Please refer to the Scopes of Work for full and additional details.

